

## Reed Switch specifications

### Model No: LDW-11SM

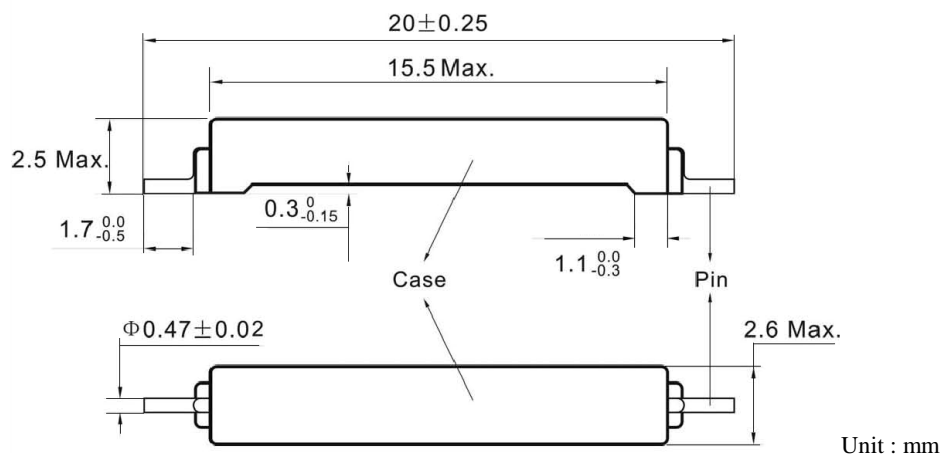
#### Features

- The LDW-11SM is a small single-contact reed switch designed for surface mount technology system use.

#### Applications

- Automotive electronic devices
- Rotation and speed monitoring
- Door and window contacts for security system
- Communication equipment
- Measurement equipment

#### Dimensions



#### Electrical Characteristics

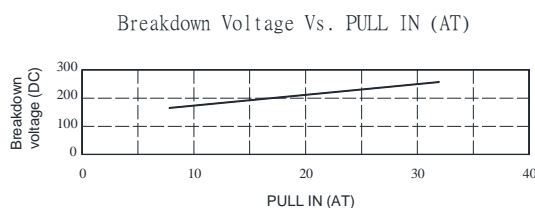
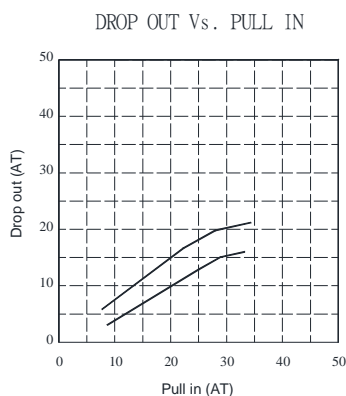
Contact form	SPST Form A Center gap	
Contact material	Ruthenium	
Switching power	(max.)	10 VA
Switching Current	(max.)	0.5 Amp.
Carry Current	(max.)	1.0 Amp.
Switching voltage	(max.)	200 VDC
Breakdown voltage	(min.)	250 VDC
Contact resistance	(max.)	200 Milliohms
Insulation resistance	(min.)	$10^{12}$ Ohms
Contact capacitance	(max.)	0.3 pF
Operate time including bounce	(typ.)	1.0 Milliseconds
Release time	(typ.)	0.1 Milliseconds
Pull in Range	8 – 30 AT	
Drop out	35 – 90%	

Note: 1. The specification for VA rating may be exceeded for less sensitive (High AT) switches, and should be decreased for very sensitive (Low AT) switches. Specific life testing for a particular load will be run upon request.

2. Breakdown voltage is measured in the presence of a radioactive ionizing source with leakage current limited to 100 microamperes.

**Physical Characteristics**

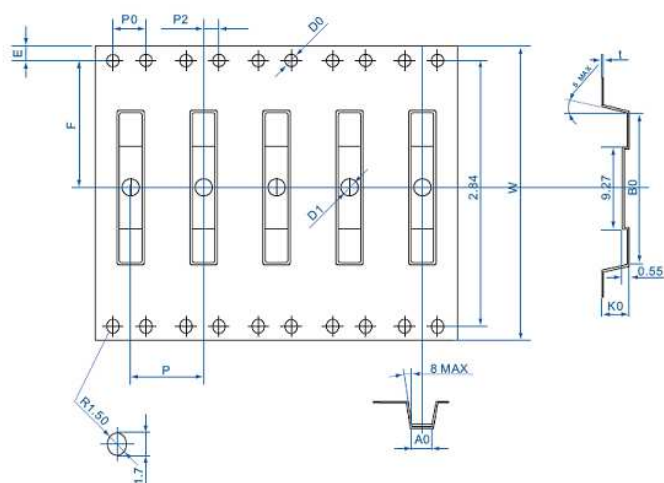
Operating Temperature	-40°C to +125°C
Storage Temperature	-50°C to +155°C
Vibration 10 – 2000 Hz (G ' S MAX)	30g
Shock 11ms. ½ Sine wave (G ' S MAX)	100g
Resonant Frequency (TYP. )	5 KHz
Switching Frequency (MAX. )	200 Hz

**Minimum Life Expectancy**

Load	5V DC 2mA	10V DC 1A	12V DC 10mA	24V DC 10mA	48V DC 100mA	70V DC 80mA
Life	100×10 <sup>6</sup>	0.5×10 <sup>6</sup>	10×10 <sup>6</sup>	2×10 <sup>6</sup>	0.5×10 <sup>6</sup>	0.5×10 <sup>6</sup>

End of Life Definition

1. Contact resistance above 1 ohm.
2. Failure to open (sticking).

**Packaging Dimensions**

2.1 General Dimensions		
Symbol	Dimension	Tolerance
W	32.00	+0.2 -0.20
P	8.00	±0.10
E	1.75	±0.10
F	14.20	±0.10
P2	2.00	±0.10
D0	1.55	+0.20 -0.20
D1	2.00	+0.25 -0.20
P0	4.00	±0.10
2.2 Detailed Dimensions		
A0	2.70	±0.10
B0	16.80	±0.10
K0	3.20	±0.10
K1	---	---
t	0.35	±0.05

**Notes:**

1. Pitch Tolerance Over Any 10 Pitch ±0.20.
2. Material: PS Transparency-Thickness: 0.40±0.05mm.
3. Packing Length Per 22" Reel: 63 Meters(1:3).
4. Component Load Per 13" Reel: 2500 pcs.
5. All Dimensions Meet EIA-481-2 Requirements.