

Reed Switch specifications

Model No: LDW-4001

Features

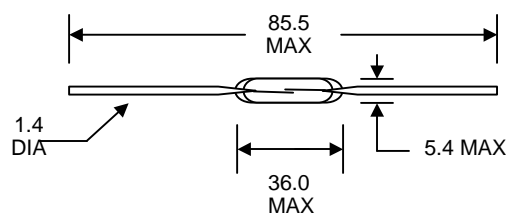
- The LDW-4001 is a single pole double throw reed switch designed for high speed low level switching systems.

Applications

- Automotive electronic devices
- Rotation and speed Monitoring
- Door and Window Contacts for Security System
- Communication equipment
- Measurement equipment

Dimensions

外型圖 : Dimension



Outer Dimension	Glass Diameter (Max.)	5.4	mm
	Glass Length (Max.)	36	mm
	Lead Diameter (Nominal)	1.4 / 1.6	mm
	Overall Length (Max.)	85.5	mm

Electrical Characteristics

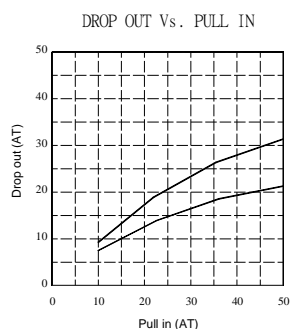
Contact form		SPDT Form A Center gap
Contact material		Rhodium
Switching power	(max.)	15 VA
Switching Current	(max.)	1.0 Amp. DC 1.0 Amp. AC
Carry Current	(max.)	1.0 Amp. DC 1.0 Amp. AC
Switching voltage	(max.)	250 VDC
Breakdown voltage	(min.)	400 VDC
Contact resistance	(max.)	60 Miniohms
Insulation resistance	(min.)	10 ⁸ Ohms
Contact capacitance	(max.)	0.8 pF
Operate time including bounce	(typ.)	1.0 ms
Release time	(typ.)	0.1 ms
Pull in Range		30 – 120 AT
Drop out		30 – 70%

Note: 1. The specification for VA rating may be exceeded for less sensitive (High AT) switches, and should be decreased for very sensitive (Low AT) switches. Specific life testing for a particular load will be run upon request.

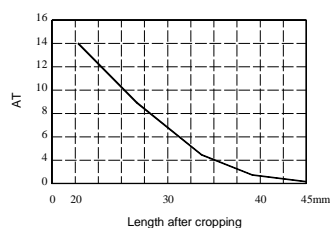
2. Breakdown voltage is measured in the presence of a radioactive ionizing source with leakage current limited to 100 microamperes.

Physical Characteristics

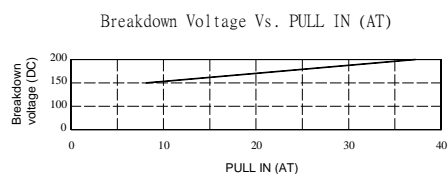
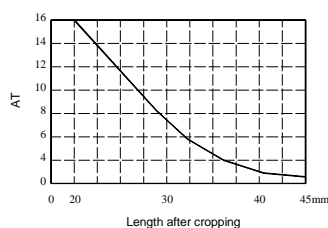
Operating Temperature	-40°C to +125°C
Storage Temperature	-50°C to +155°C
Vibration 10 – 2000 Hz (G ' S MAX)	50g
Shock 11ms. ½ Sine wave (G ' S MAX)	100g
Resonant Frequency (TYP.)	0.9 KHz
Switching Frequency (MAX.)	200 Hz



Change in PULL IN Vs. Lead Length
(Increase in PULL IN)



Change in DROP OUT Vs. Lead Length
(Increase in DROP OUT)



Minimum Life Expectancy

Load	24VDC 100mA	100VDC 10mA
Life	2×10^6	0.5×10^6

End of Life Definition

1. Contact resistance above 1 ohm.
2. Failure to open (sticking).