

## **PHOTOVOLTAIC MOSFET DRIVER**

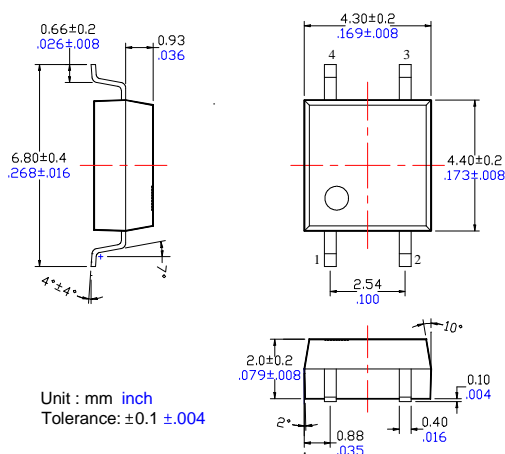
### **Features**

- SOP package 4 Pin type in miniature design (4.4×4.3×2.0mm / .173×.169×.083inch)
- High-speed switching
- 2500Vrms Input/Output isolation
- Tape & Reel version available

### **Applications**

- MOSFET driver  
Power supply (Vcc) for electronic circuits

### **Outline Dimensions**



1. LED Anode
2. LED Cathode
3. Cathode
4. Anode

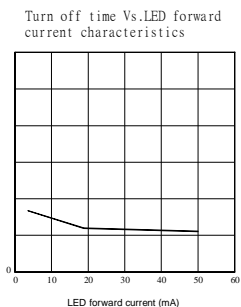
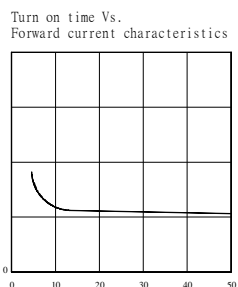
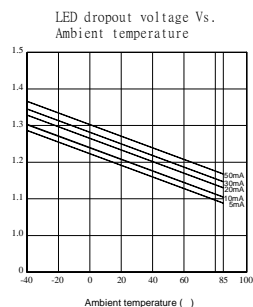
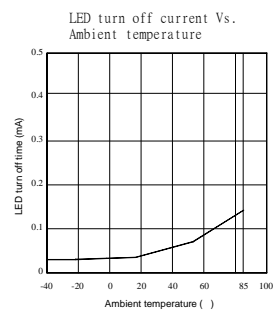
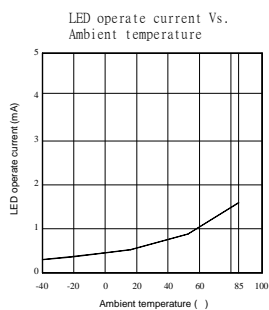
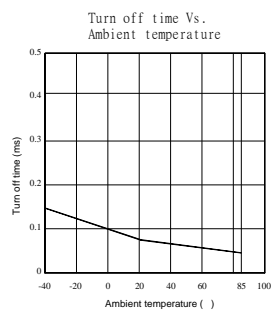
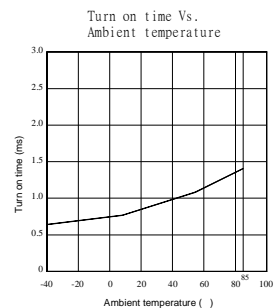
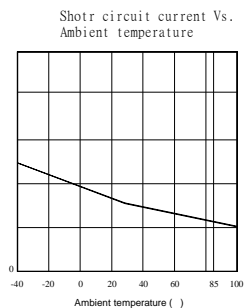
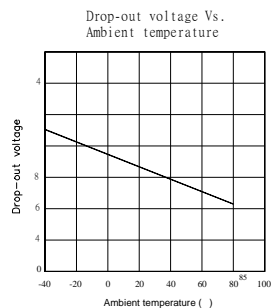
**PHOTOVOLTAIC MOSFET DRIVER****Part Name: LTP-1G2****Absolute Maximum Ratings (Ambient Temperature: 25°C)**

Item		Symbol	Value	Units	Note
Input	Continuous LED Current	I <sub>F</sub>	50	mA	
	Peak LED Current	I <sub>FP</sub>	1000	mA	f=100Hz, duty=1%
	LED Reverse Voltage	V <sub>R</sub>	5	V	
	Input Power Dissipation	P <sub>In</sub>	75	mW	
I/O Breakdown Voltage		V <sub>I/O</sub>	2500	V <sub>rms</sub>	RH=60%, 1min
Operating Temperature		T <sub>Opr</sub>	-40 to +85	°C	
Storage Temperature		T <sub>Stg</sub>	-40 to +100	°C	

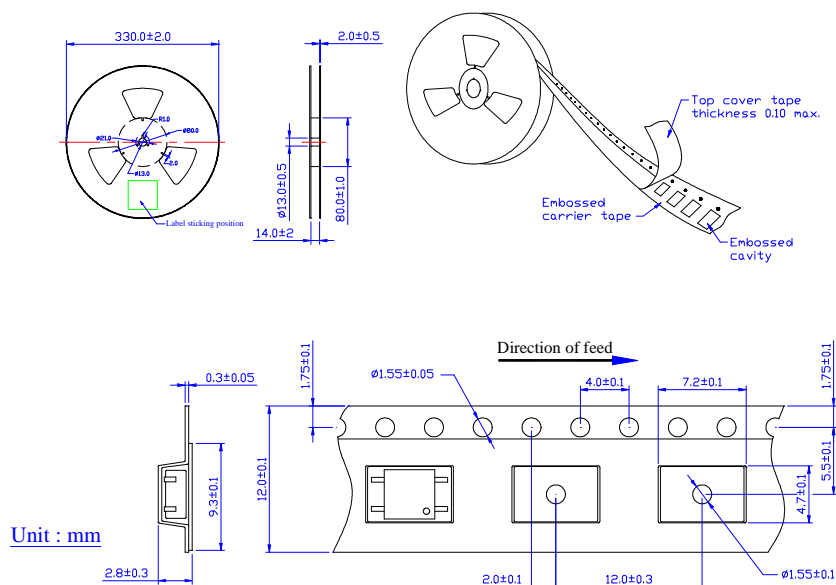
**Electrical Specifications (Ambient Temperature: 25°C)**

Item		Symbol	MIN.	TYP.	MAX.	Units	Conditions
Input	LED Forward Voltage	V <sub>F</sub>		1.2	1.4	V	I <sub>F</sub> =10mA
	Operation LED Current	I <sub>F On</sub>		0.5	3.0	mA	V <sub>oc</sub> =5V
	Recovery LED Current	I <sub>F Off</sub>		0.35	0.5	mA	V <sub>oc</sub> =1V
Output	Drop-out Voltage	V <sub>cc</sub>	6	8		V	I <sub>F</sub> =10mA
	Short Circuit Current	I <sub>sc</sub>	3	8		uA	I <sub>F</sub> =10mA
Transmis sion	Turn-On Time	T <sub>On</sub>		0.23		ms	I <sub>F</sub> =10mA
	Turn-Off Time	T <sub>Off</sub>		0.03		ms	C <sub>L</sub> =1000pF
Coupled	I/O Isolation Resistance	R <sub>I/O</sub>	10 <sup>10</sup>			Ω	DC500V
	I/O Capacitance	C <sub>I/O</sub>		0.8	1.5	pF	f=1MHz

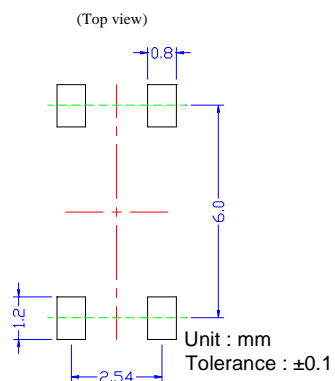
## Reference Data



## Taping Specifications for Surface Mount Devices

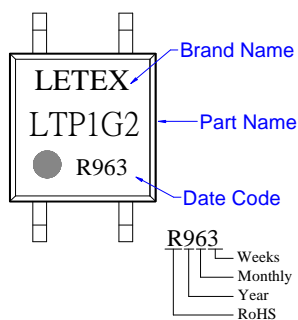


### Recommended Mounting Pad



### Marking

(Each photo MOS Relay shall be marked with the following information)



- Note: 1. There shall be leader of 230 mm minimum which may consist of carrier and or cover tape follower by a minimum of 160 mm of carrier tape sealed with cover tape.
2. There shall be a minimum of 160 mm of empty component pockets sealed with cover tape.
3. Devices are pockets in accordance with EIA standard EIA-481-A and specifications given above.
4. Packaging: 2,000pcs per reel, 2 reel per box, 5 boxes per carton.